



Getting started

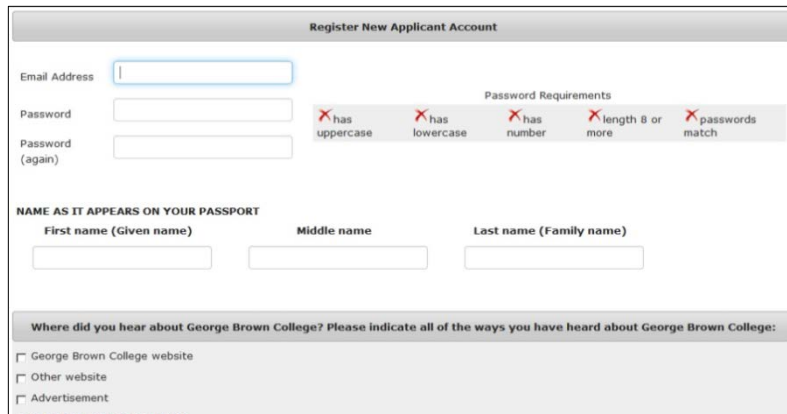
Make sure your computer is connected to the internet and you are using a compatible browser. Internet Explorer 8 (or later), Firefox, Safari or Chrome will work.

Go to <https://applynow.georgebrown.ca> to begin.

Create an account:

- » Click on  to begin.
- » Enter the email address you wish to use.
- » Create a password.
- » Enter your name as it appears on your passport.
- » Tell us where you heard about George Brown College.
- » Click  to continue.

A registration email will be sent to your email address. Open the email and click on the link in it.

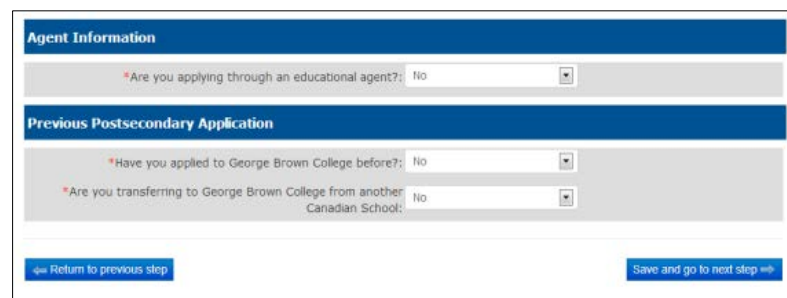
Step 1: Personal Information

- » Enter your personal information in the proper fields.
- » Items marked with * are required.
- » Make sure that you enter your complete name as it appears on your passport.



Step 2: Agent/Source Information

- » Select whether or not you are applying through an agent. If yes, fill in your agent's information.
- » Select whether or not you have applied to George Brown before. If yes, enter your George Brown ID.
- » Select whether or not you're transferring from another Canadian school. If yes, select the school.

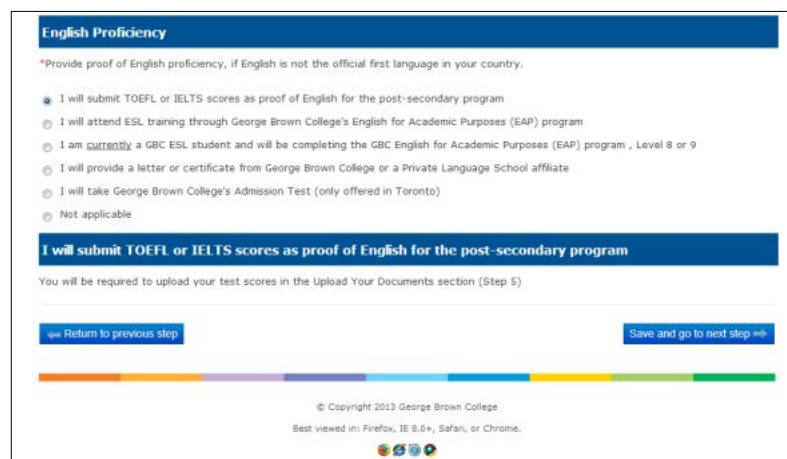


Step 3: English/ESL Requirement

Here you will see the options you have for providing George Brown with proof of English proficiency.

- » Select the option that applies to you*.
- » If you wish to take English for Academic Purposes (EAP), please consult the instructions below.
- » Otherwise, continue to Step 4.

* Please note that the "not applicable" option is only for students who have completed two years of study in which the language of instruction was English, in one of the approved countries listed.



English for Academic Purposes.

- » Select whether you are applying for the EAP program **only**, or whether you are applying to EAP **and** a postsecondary program.
- » If you are submitting a TOEFL or IELTS score to be used to determine which level of EAP you will begin at, select "Yes" from the dropdown menu. If you are NOT submitting an IELTS or TOEFL result, select "No".
- » Select how many weeks you will need to study for. Each level is 8 weeks long. Also select the date you wish to begin your EAP study.

English Proficiency

*Provide proof of English proficiency, if English is not the official first language in your country.

- I will submit TOEFL or IELTS scores as proof of English for the post-secondary program
- I will attend ESL training through George Brown College's English for Academic Purposes (EAP) program
- I am **currently** a GBC ESL student and will be completing the GBC English for Academic Purposes (EAP) program, Level 8 or 9
- I will provide a letter or certificate from George Brown College or a Private Language School affiliate
- I will take George Brown College's Admission Test (only offered in Toronto)
- Not applicable

English for Academic Purposes (EAP) program

*ESL Option

- I am applying for the EAP program and I will also be applying for a postsecondary program
- I am applying for the EAP program **only** and not for a post-secondary program
- Instead of taking the EAP level placement test, I already have TOEFL or IELTS scores to help determine my length of study in the EAP

Program:

*Select estimated duration you will need

8 Weeks 16 Weeks 24 Weeks 32 Weeks 40 Weeks 48 Weeks 56 Weeks 64 Weeks 72 Weeks

*EAP Start Date:

Step 4: Program Choice

- » Select the program and term you wish to apply for.
- » You can select a 2nd choice which you will be considered for if you are not accepted to your 1st choice.

Program Choice

*1st choice

Program Code	Program Name
A102	Pre-Health Science Program

Term: Duration: Campus:

Step 5: Upload Your Documents

- » Upload the required documents by clicking for each document.
- » If you are submitting a TOEFL or IELTS Academic test result, upload it here.

Upload Secondary and/or Post-secondary School Transcripts

Translated and notarized transcripts from secondary/post-secondary school | Status: Not uploaded |

Upload Secondary and/or Post-secondary School Diploma

Translated and notarized secondary/post-secondary school diploma | Status: Not uploaded |

Step 6: Application Fee

Online payment by credit card is the fastest and most convenient option -- Visa, MasterCard, Amex are accepted.

- » Select the method you wish to use to pay your \$95 application fee.
- » If paying by credit card, enter the required information and click
- » If paying by Bank Transfer, upload the receipt. If you have a voucher, upload it here.

Pay the non-refundable CAD\$95 application fee

Choose from one of the payment methods below.
Note: Online payment by credit card is the fastest and most convenient option.

Credit Card [Cards with Debit function is Unacceptable]

Bank Wire Transfer

I have a promo code

Please complete the following details exactly as they appear on your credit card.
Do not put spaces or hyphens in the credit card number.

Cardholder Name:

Credit Card Number:

Expiry Date: /

Card Security Code:

Click 'Process Transaction' to charge your credit card. Only click the button once. Using the 'Back'/'Refresh' or 'Cancel' button after you press the 'Process Transaction' button will not stop the transaction from being processed and may result in a double charge.

Step 7: Review and Submit

- » Review your program selection at this step before submitting your application.
- » If you wish to view/print and review your complete application before submitting it, click on the link below the program selection summary.
- » You must read and accept the agreement before you are able to submit your application.

Program Selection Summary

	Program Code	Program Name	Start Date	Duration
English	EAP	George Brown EAP Program	Oct 28, 2013	24 weeks
1 st Choice	B144	Business Administration - Human Resources Program	Sep, 2014	3 years (6 Semesters)
2 nd Choice	B145	Business Administration Program	Sep, 2014	3 years (6 semesters)

[View/Print Full Application](#)

Agreement

I certify that the information provided in this application is true and complete. I understand that any false or incomplete information submitted in support of my application may invalidate my application and result in the withdrawal by George Brown College of an offered seat at any time during my enrolment.

I understand that if I am required to undertake a field or work placement, externship, co-op, clinical placement, or practicum within the first or second semesters of study, it is my sole responsibility to apply for a co-op work permit along with my study permit application to ensure that I can begin my academic work placement as scheduled. Please refer to www.cic.gc.ca for more details on all immigration documents.

George Brown College Admissions Officers reserve the right to request original documents if there are any doubts or questions with regard to authenticity or legibility of submitted electronic documents.

I have read, and agree to above statement.

Step 8: Check your status

You can return to your application in the future to check on the status. Log in using your email and password.